

FPS

ENGINE DRIVEN CENTRIFUGALS

Franklin Electric has the gas engine pump for your irrigation, construction, mining, commercial, municipal, and other applications.





GAS ENGINE FBSGF

FEATURES

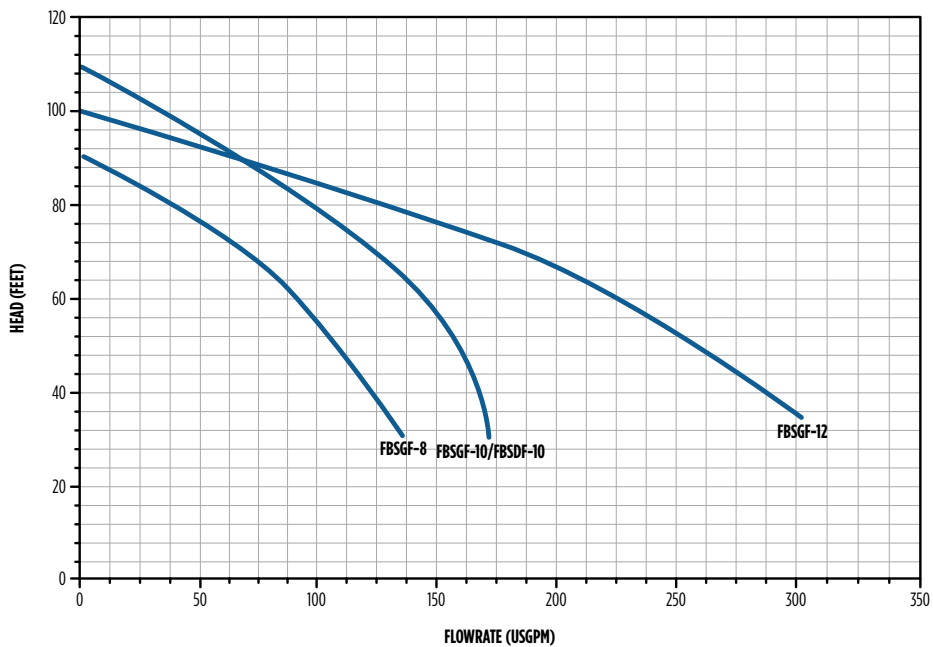
- VOLUTE: Rugged cast iron construction with tapped openings for priming, venting, and draining
- IMPELLER: Semi-open cast iron construction with “blind hole” for engine shaft protection
- MECHANICAL SEAL: Standard carbon/ceramic faces, FKM elastomers, 300-series stainless steel components
- ENGINE: Industry-recognized Kohler, Briggs & Stratton, or Honda equipped with adjustable throttle controls
- MOUNTING: Horizontal position



APPLICATIONS

- Irrigation
- Mining
- Municipal
- Construction
- Commercial
- Light Industrial

PERFORMANCE



Dis. x Suc. (in)	CC	Starting	Model	Engine	Fuel Tank (qt)	Order No.	Low Oil Shut-Off	Wt. (lbs)
2 x 2	127	Recoil	FBSGF-8	Briggs & Stratton	3	90271008	NO	65
	118	Recoil	FBSGF-8H	Honda	3	90271108	YES	65
	205	Recoil	FBSGF-10	Briggs & Stratton INTEK	3	90271010	NO	74
	160	Recoil	FBSGF-10H	Honda	4	90271110	NO	74
3 x 3	305	Recoil	FBSGF-12	Briggs & Stratton INTEK	3.4	90271012	NO	110
	270	Recoil	FBSGF-12H	Honda	6	90271112	YES	110

GAS ENGINE FTSP

FEATURES

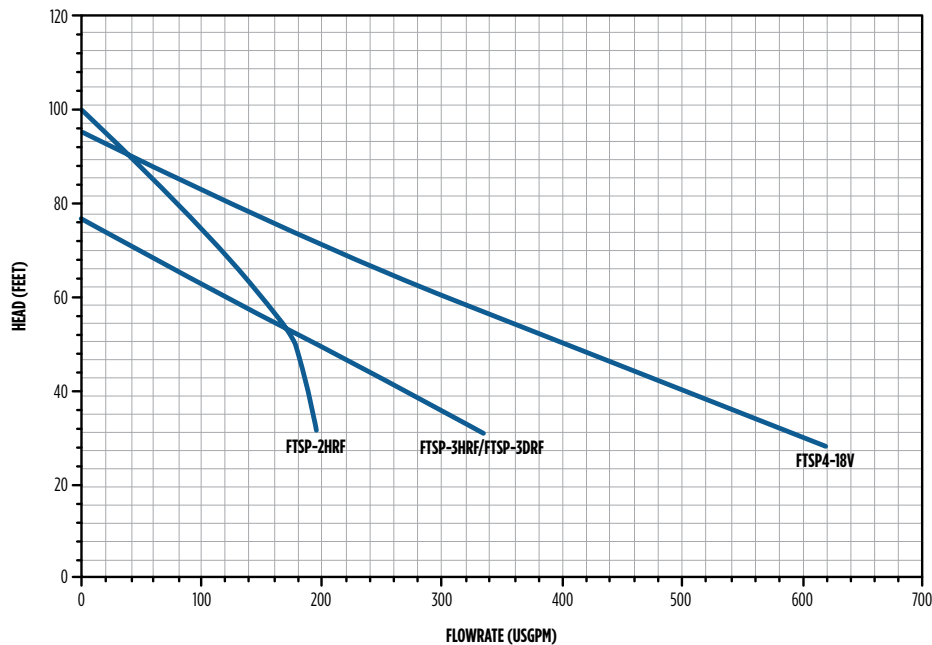
- VOLUTE: Rugged ductile iron construction; self-priming with priming and drain plugs; removable front cover features a built-in check valve to facilitate priming
- IMPELLER: Semi-open cast iron construction; two vane type, capable of handling spherical solids
- MECHANICAL SEAL: Silicon carbide/silicon carbide faces; BUNA elastomers
- ENGINE: Industry-recognized Kohler, Briggs & Stratton; or Honda equipped with adjustable throttle controls
- MOUNTING: Horizontal position



APPLICATIONS

- Irrigation
- Construction
- Mining
- Commercial
- Municipal
- Light Industrial

PERFORMANCE



Dis. x Suc. (in)	Solids Handling (in)	CC	Starting	Model	Engine	Fuel Tank (gal)	Order No.	Low Oil Shut-Off	Wt. (lbs)
2 x 2	1 $\frac{1}{8}$	160	Recoil	*FTSP-2HRF	Honda	0.8	90281005	YES	107
3 x 3	1 $\frac{1}{2}$	270	Recoil	*FTSP-3HRF	Honda	1.3	90281009	YES	151
4 x 4	2	570	Electric	**FTSP4-18V	Briggs & Stratton Vanguard	2.2	90281018	NO	355

* Includes roll frame.

** Equipped with electric start. Battery and cables not included.



GAS ENGINE FNSGF

FEATURES

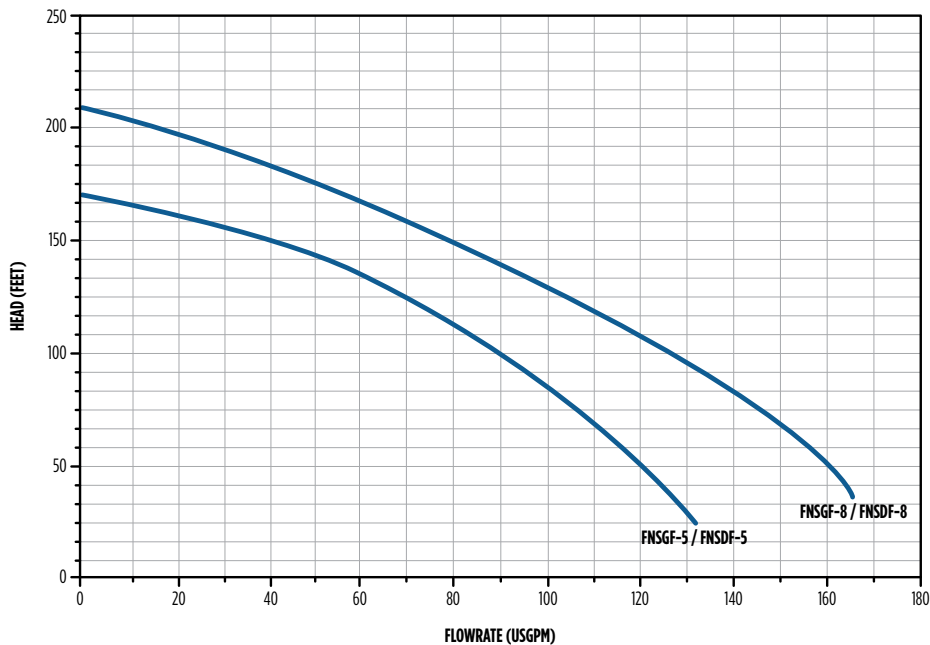
- VOLUTE: Rugged cast iron construction with tapped openings for priming, venting, and draining
- IMPELLER: Enclosed cast iron construction for high-pressure applications
- MECHANICAL SEAL: Standard carbon/ceramic faces; FKM elastomers; 300-series stainless steel components
- ENGINE: Industry-recognized Kohler, Briggs & Stratton or Honda equipped with adjustable throttle controls
- MOUNTING: Horizontal position

APPLICATIONS

- Irrigation
- Mining
- Municipal
- General Use
- Construction
- Commercial
- Light Industrial



PERFORMANCE



Dis. x Suc. (in)	CC	Starting	Model	Engine	Fuel Tank (qt)	Order No.	Low Oil Shut-Off	Wt. (lbs)
2 x 2	205	Recoil	FNSGF-5	Briggs & Stratton INTEK	3	90272005	NO	94
	160	Recoil	FNSGF-5H	Honda	4	90272105	YES	94
2 x 2½	305	Recoil	FNSGF-8	Briggs & Stratton INTEK	3	90272008	NO	118
	270	Recoil	FNSGF-8H	Honda	3.4	90272108	YES	118

* Battery and cables not included.

GAS ENGINE FMIG

FEATURES

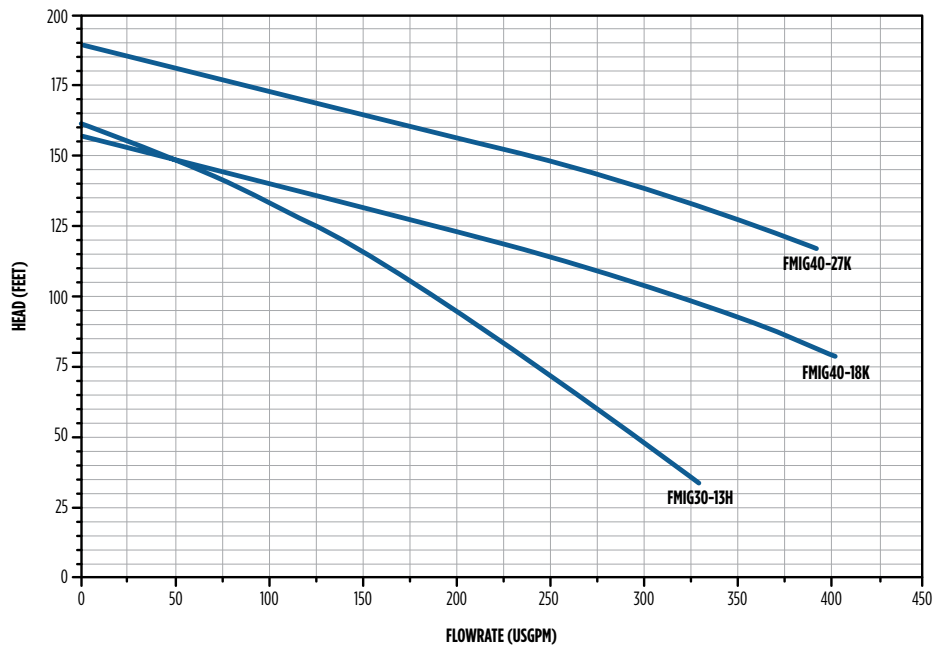
- **VOLUTE:** Rugged cast iron construction; self-priming with built-in check valve to facilitate priming; priming and drain plugs
- **IMPELLER:** Semi-open cast iron construction designed for water, but can handle small quantities of mud, sand, and silt
- **MECHANICAL SEAL:** Standard carbon/ceramic faces; FKM elastomers; 300-series stainless steel components
- **ENGINE:** Industry-recognized Honda or Kohler
- **MOUNTING:** Horizontal position

APPLICATIONS

- Irrigation
- Mining
- Municipal
- Construction
- Commercial
- Light Industrial



PERFORMANCE



Dis. x Suc. (in)	CC	Starting	Model	Engine	Fuel Tank (qt)	Order No.	Low Oil Shut-Off	Wt. (lbs)
3 x 3	13	Recoil	FMIG30-13H	Honda	6.9	90281113	YES	270
4 x 4	18	Electric	*FMIG40-18K	Kohler	-	90281218	YES	320
4 x 4	27	Recoil/Electric	*FMIG40-27K	Kohler	-	90281227	YES	320

* Battery, cables, and fuel tank not included.



GAS ENGINE FACGF

FEATURES

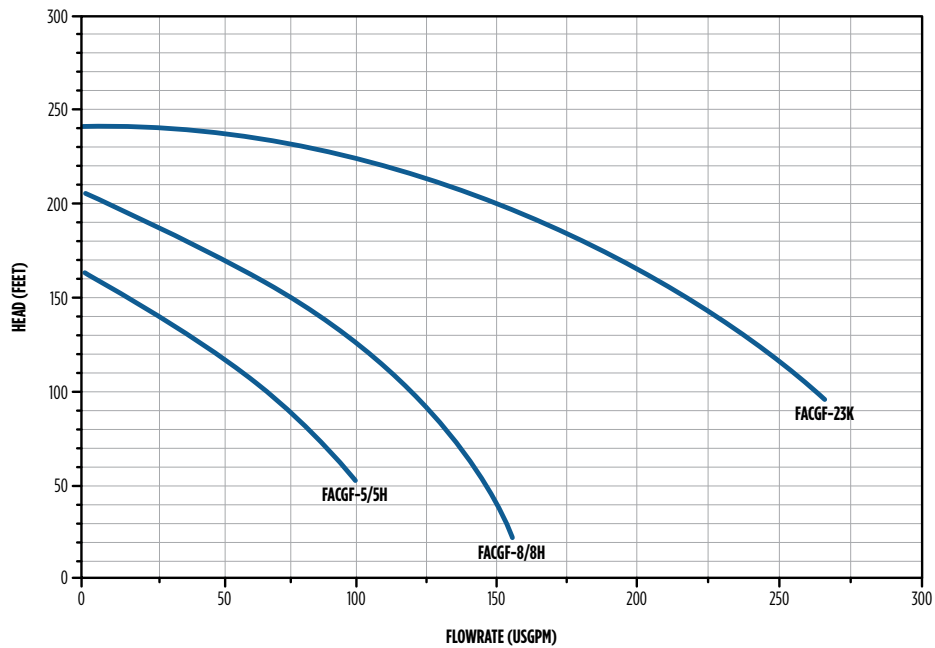
- VOLUTE: Rugged cast iron construction with tapped openings for venting and draining
- IMPELLER: Enclosed cast iron construction for high-pressure applications
- MECHANICAL SEAL: Standard carbon/ceramic faces; FKM elastomers; 300-series stainless steel components
- ENGINE: Industry-recognized Briggs & Stratton, Honda, or Kohler equipped with adjustable throttle controls
- MOUNTING: Horizontal position

APPLICATIONS

- Irrigation
- Mining
- Municipal
- Construction
- Commercial
- Light Industrial



PERFORMANCE



Dis. x Suc. (in)	CC	Starting	Model	Engine	Fuel Tank (qt)	Order No.	Low Oil Shut-Off	Wt. (lbs)
2 x 2	205	Recoil	FACGF-5	Briggs & Stratton INTEK	3	90261005	NO	62
2 x 2	160	Recoil	FACGF-5H	Honda	4	90261105	YES	62
2 x 2	305	Recoil	FACGF-8	Briggs & Stratton INTEK	3.4	90261008	NO	82
2 x 2	270	Recoil	FACGF-8H	Honda	6	90261108	YES	82
2½ x 2½	725	Electric	*FACGF-23K	Kohler CH730 electric start	-	90261323	YES	275

* Battery, cables, and fuel tank not included.

GAS ENGINE FNG-23V

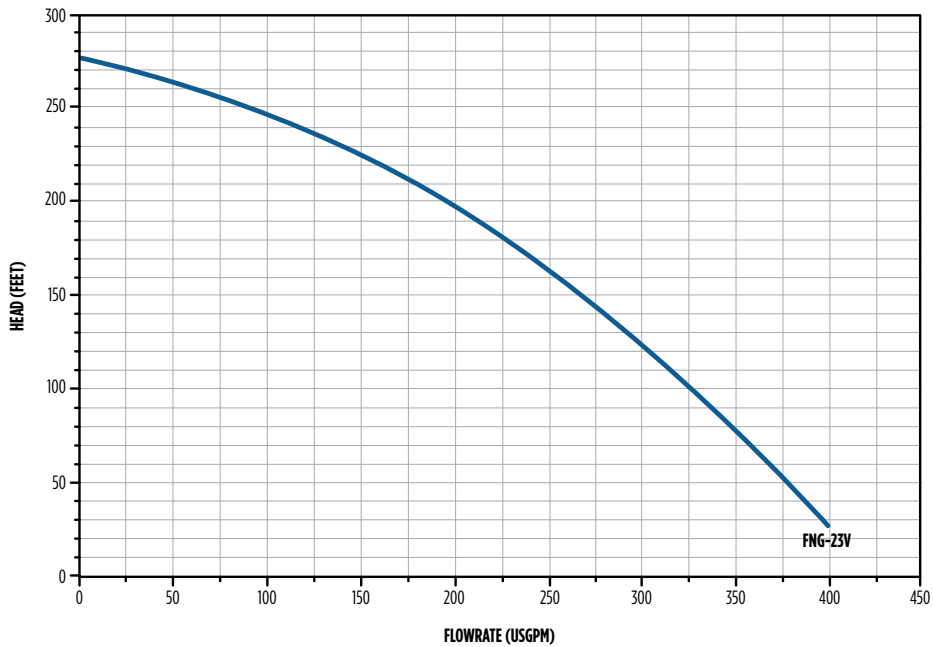
FEATURES

- VOLUTE: Rugged cast iron construction with tapped openings for venting and draining
- IMPELLER: Enclosed cast iron construction for high-pressure applications
- MECHANICAL SEAL: Standard carbon/ceramic faces; FKM elastomers; 300-series stainless steel components
- ENGINE: Industry-recognized Briggs & Stratton with adjustable throttle controls
- MOUNTING: Horizontal position
- Replaceable bronze wear ring

APPLICATIONS

- Water Truck
- Commercial
- Municipal
- Irrigation
- Construction
- General Services

PERFORMANCE



Dis. x Suc. (in)	CC	Starting	Model	Engine	Order No.	Wt. (lbs)
2½ x 3	627	Electric	*FNG-23VM	Briggs & Stratton	90261223	206

* Battery, cables, and fuel tank not included.

